

GEARING

# MOTORIZED TORQUE-ARM® II

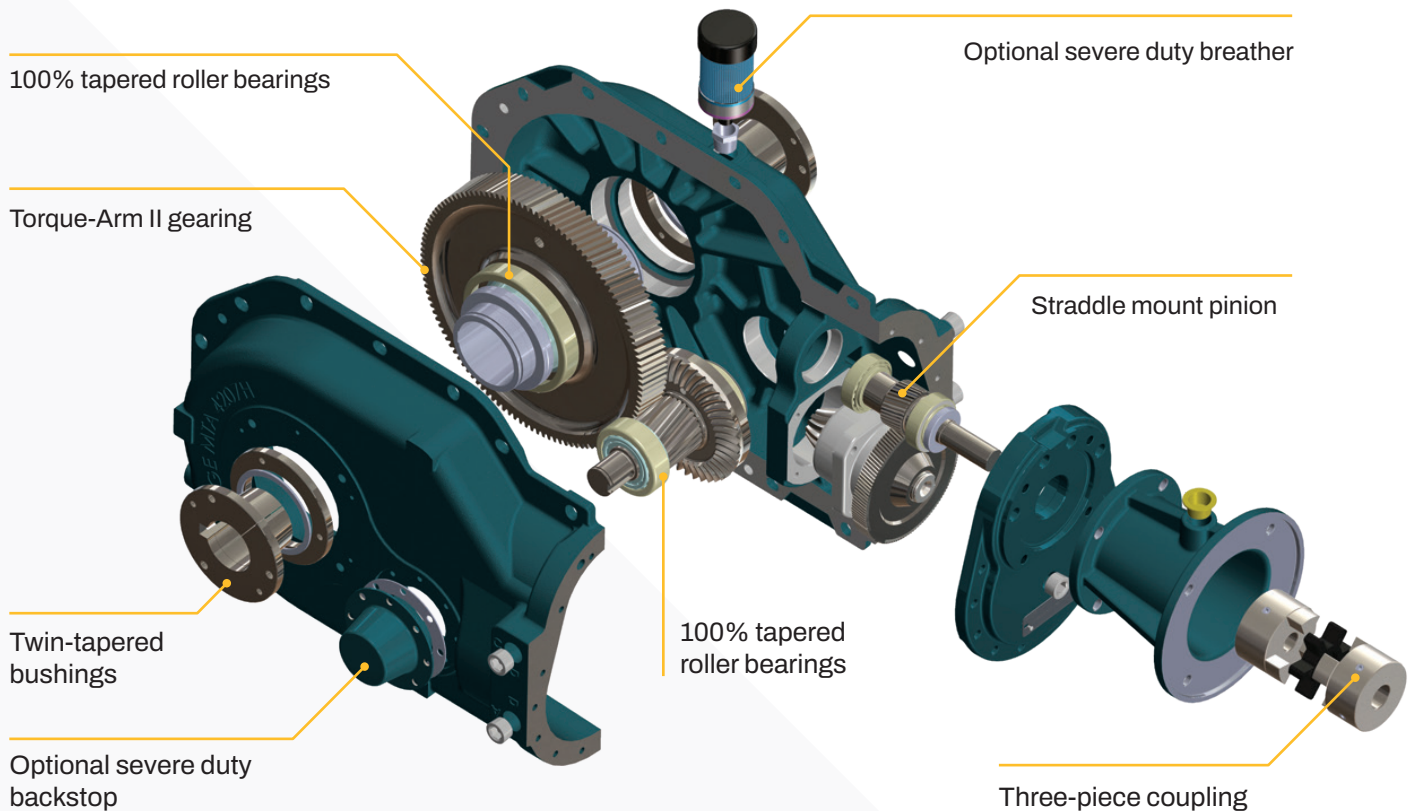
The Dodge® Motorized Torque Arm II (MTA) is easy to install and built to last. It is a right angle, beltless direct-drive solution. This heavy-duty gear reducer is designed to deliver industry-leading performance in some of the most demanding applications.


The MTA features the patented twin-tapered bushing system that makes installation and removal easy. This system is available in standard and short-shaft systems and both guarantee maximum torque transmission.

Engineered for reliability, the MTA has patented, premium-sealing systems that provide maximum uptime with less maintenance. This product is also ATEX certified and complies with Category 2 and M2 equipment, which is intended for use in potentially explosive atmospheres.

**MTA Features:**

- Compact space-saving design
- Rugged and case-carburized helical bevel gearing
- Heavy-duty tapered roller bearings throughout
- Harsh-duty lip seals for extended wear and -40°C to +150°C (-40°F to +300°F) temperature ranges
- Metal excluder shield-sealing system with rubber contact lip
- Standard IEC B5 flange adapter or NEMA C-face motors
- Available in seven sizes from 1.5 kW to 75 kW (3 hp to 100 hp)
- All tapered roller bearings





### Inboard shaft guard


- Available in heavy-duty ABS polymer
- Covers the shaft between the gearbox and bearing
- Available individually, or as a kit
- Trim to final length

### Position D breather kit

- Recommended for position D mounting
- Includes totally enclosed breather and sight glass

### MTA II Screw conveyor drive package

- Uses a CEMA screw-conveyor adapter
- Available with multiple-diameter driveshafts to match CEMA screw dimensions



### Twin-tapered bushings and severe duty backstop

- Makes it easy to install and remove the reducer
- Eliminates reducer wobble and fretting corrosion
- Available in kits for standard and short-driven shafts
- Backstop is designed to operate with standard and EP lubricants

### Reliability kit level 1

Recommended when users demand maximum uptime from critical equipment.

The level 1 kit includes:

- 1 Large, vented, oil-sight tube with closed loop piping
- 2 Drain valve
- 3 Oil-sampling port
- 4 ABS bushing covers, closed cover, and a split cover for the backside
- 5 Position D breather kit with sight gauge
- 6 Severe-duty adapter plug
- 7 Optional Dodge sensor also available

